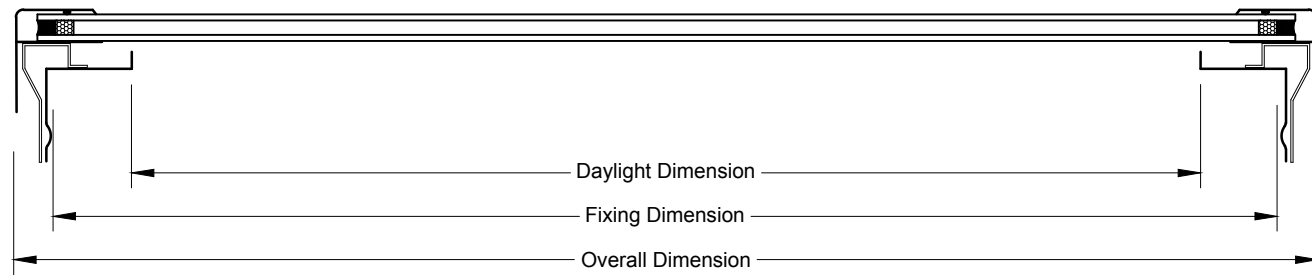
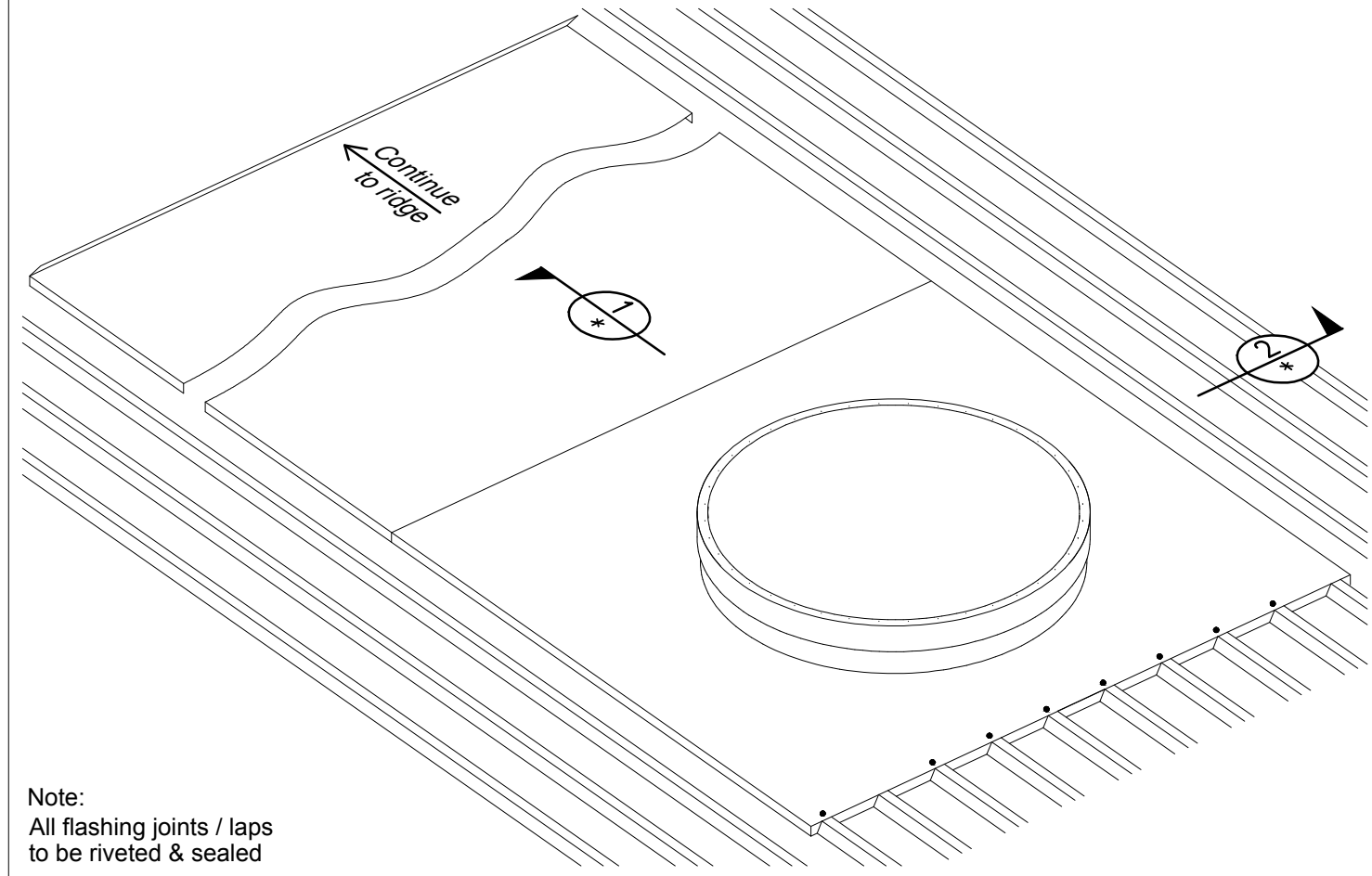


Suitable for roof pitch 5° to 60°

\* Dimensions to be in accordance with NZBC Clause E2




Round Roof Window Vent			
	DAYLIGHT DIMENSION	FIXING DIMENSION	OVERALL DIMENSION
<b>RRW800</b>	730mm Ø	845mm Ø	900mm Ø
<b>RRW1000</b>	930mm Ø	1045mm Ø	1100mm Ø
<b>RRW1200</b>	1130mm Ø	1245mm Ø	1300mm Ø
<b>RRW1500</b>	1430mm Ø	1545mm Ø	1600mm Ø
<b>RRW1800</b>	1730mm Ø	1845mm Ø	1900mm Ø
<b>RRW2100</b>	2030mm Ø	2145mm Ø	2200mm Ø



Note:  
All flashing joints / laps to be riveted & sealed

Not to scale, do not scale from drawing. All details are generic in nature and should be read in conjunction with the roofing manufacturers' standard penetration details.



ADLUX Industries Ltd. ©  
36 Olive Road, Penrose  
P.O. Box 13866, Auckland  
New Zealand.  
Ph: (09) 636 6866  
Fax: (09) 636 6846  
Email: sales@adlux.co.nz

**ROUND ROOF WINDOW VENT**  
**TRAPEZOID ROOFING PROFILE (Back Tray)**  
**PITCH 5° TO 60°**

DATE: 31/01/2021

DWG No: RRWv-TZ-bt