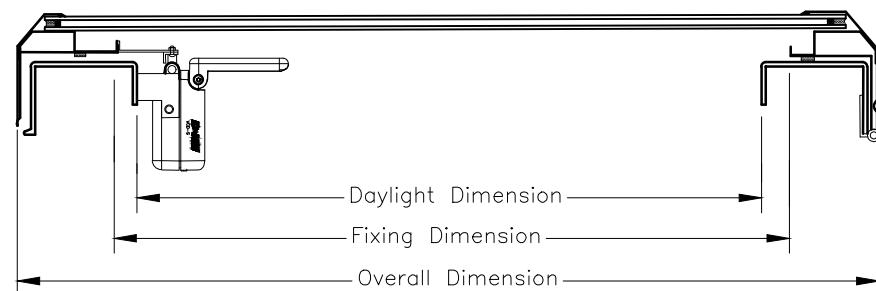
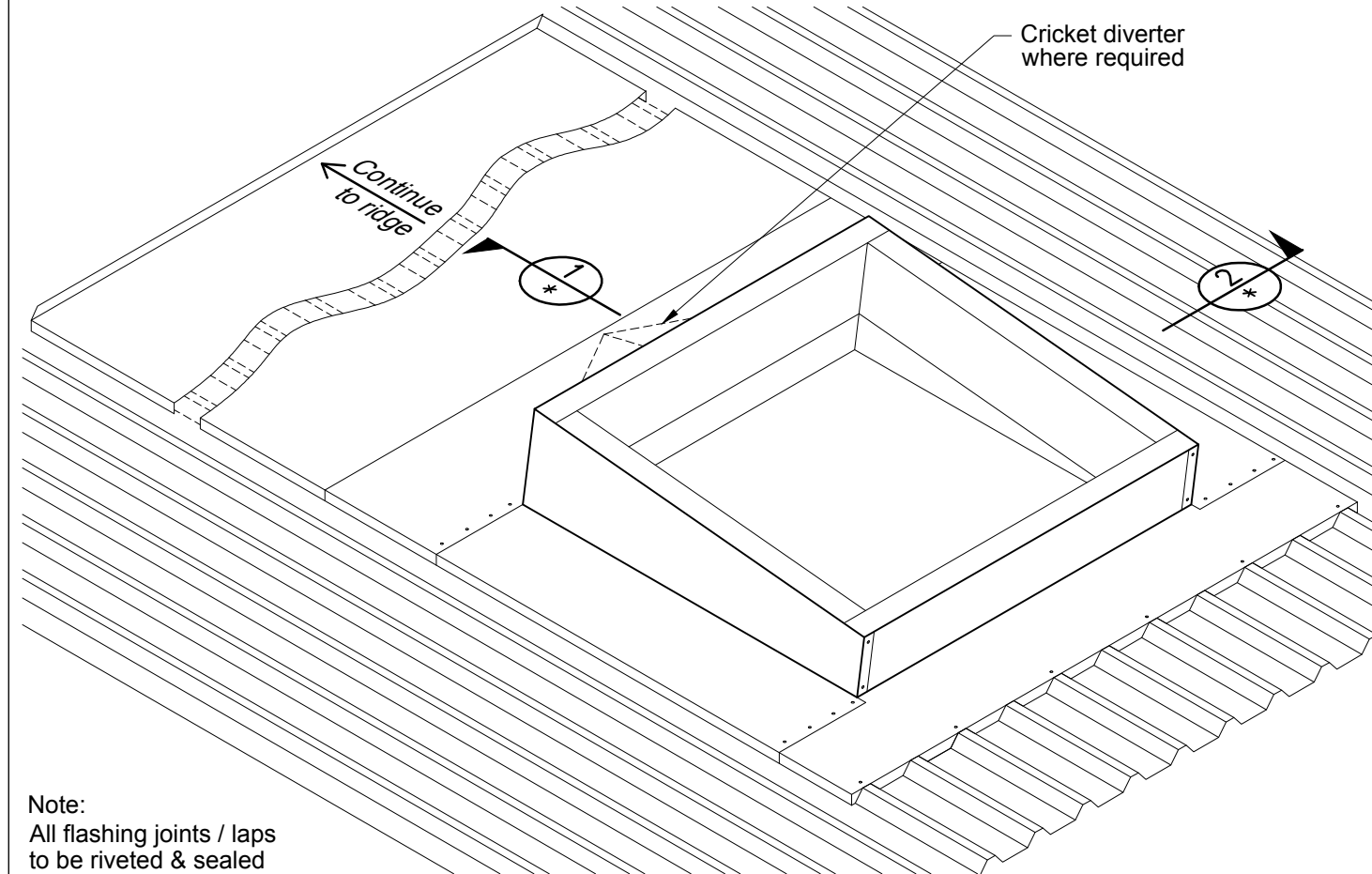


\* Dimensions to be in accordance with NZBC Clause E2




| Roof Window Opening - Solar Electric |                    |   |                  |      |                   |      |
|--------------------------------------|--------------------|---|------------------|------|-------------------|------|
| Model No.                            | DAYLIGHT DIMENSION |   | FIXING DIMENSION |      | OVERALL DIMENSION |      |
| RWBse77                              | 540                | x | 540              | 570  | x                 | 570  |
| RWBse86                              | 585                | x | 435              | 615  | x                 | 465  |
| RWBse99                              | 745                | x | 745              | 775  | x                 | 775  |
| RWBse106                             | 865                | x | 435              | 895  | x                 | 465  |
| RWBse108                             | 865                | x | 665              | 895  | x                 | 695  |
| RWBse128                             | 1065               | x | 665              | 1095 | x                 | 695  |
| RWBse137                             | 1150               | x | 540              | 1180 | x                 | 570  |
| RWBse148                             | 1285               | x | 665              | 1315 | x                 | 695  |
| RWBse1212                            | 1065               | x | 1025             | 1095 | x                 | 1055 |
| RWBse1313                            | 1150               | x | 1150             | 1180 | x                 | 1180 |
| RWBse1412                            | 1285               | x | 1025             | 1315 | x                 | 1055 |

Not to scale, do not scale from drawing. All details are generic in nature and should be read in conjunction with the roofing manufacturers' standard penetration details.



Note:  
All flashing joints / laps to be riveted & sealed



ADLUX Industries Ltd. ©  
36 Olive Road, Penrose  
P.O. Box 13866, Auckland  
New Zealand.  
Ph: (09) 636 6866  
Fax: (09) 636 6846  
Email: sales@adlux.co.nz

**ROOF WINDOW BASE solar opening (Double Glazed)**  
**TRAPEZOID ROOFING PROFILE (Back Tray with Pitched Upstand)**  
For roofs less than 5°

DATE: 30/07/2019

DWG No: RWBs-TZ-BT-PU